

BuildingEngines Prism Plans

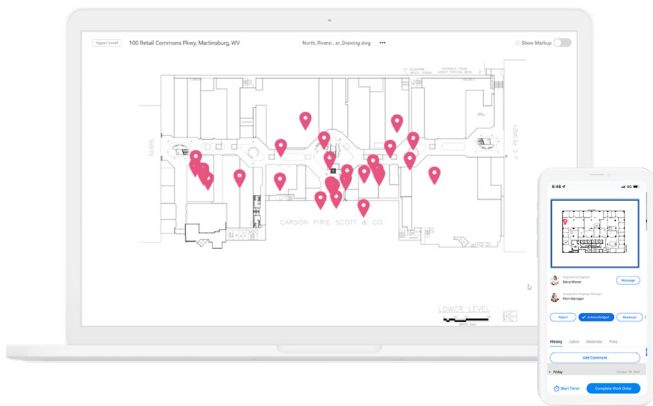
Centralized floor plans bring space management and visualization into your building operations

Prism Plans presents graphic illustrations of digital floorplans for every space in your buildings – accessible anytime from your desktop or mobile app!

Pinned locations of work orders and equipment help property teams complete tasks quickly with less back-and-forth between engineers and tenants. With Prism Plans, you can easily visualize building occupation rates, the latest space measurements, tenant satisfaction data and more.

Respond faster to tenant requests

Tenants can tell you exactly where a problem is by placing a pin on a virtual floorplan, indicating the precise location of the work order request. Engineers then can immediately see detailed location information while on-the-go in the Prism Mobile app to resolve the issue quickly.



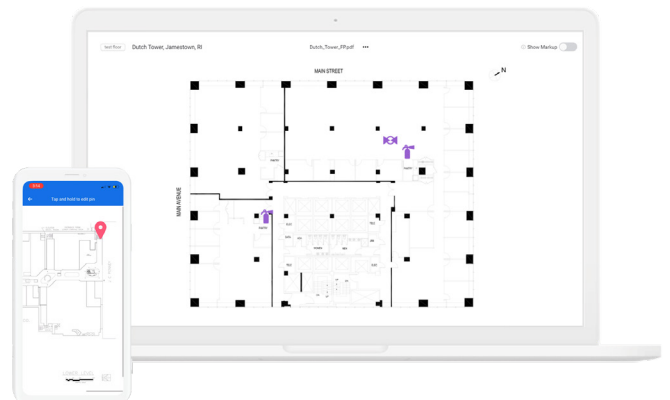
Spot trends to proactively prevent problems

Visualizing problems directly on the digital floorplan makes it easy to spot clusters of issues located in the same area. Whether it is a pattern of 'too hot' calls or noise complaints, property managers can proactively troubleshoot issues and notify tenants of work in progress to prevent further redundant or escalated reports.



Acclimate new engineers and vendors to the building space

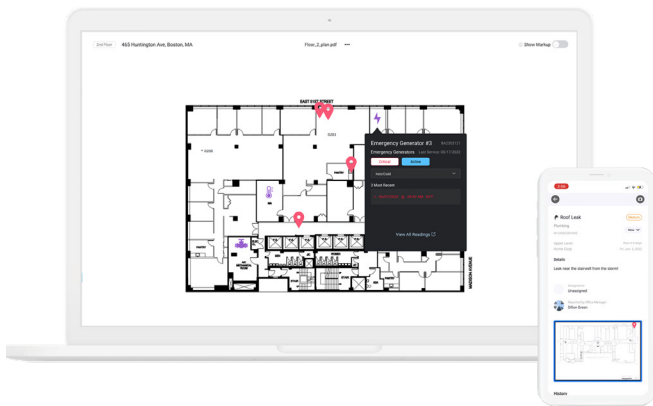
Prism Plans makes it simpler for people who are not familiar with your building to locate issues quickly, whether it is a new hire, backup employee, roving engineer, or specialty vendor. There's never a question of where an issue or piece of equipment is in a building, requiring less hand-holding from your experienced staff.





Visually track equipment readings

Reduce human error, admin time, and maintenance costs with views of readings on equipment in order to keep up with maintenance requirements. Prism Plans visually represents equipment readings, including the previous three results, and automatically notes if they are inside or outside exception range.



Stay on top of renewals and support leasing

Have confidence in your space measurement data. Prism's stacking plans provide an at-a-glance view of occupied and vacant tenant suites on each floor of a building. With added tenant satisfaction data overlays, it's easy to see when tenants are up for renewal. Enable your leasing teams to provide prospects with up-to-date floor plans and any changes made to square footage all in a single view.

Additional Prism Plans features



Floor plans

- View floorplans and export to .pdf or .png format
- Filter views by space type, work order type, priority, date and status, or equipment type
- Label spaces and mark locations of work orders, equipment, and readings
- Annotate with text, lines, and shapes on floor plans
- Measure and plan updates for available services



Stacking diagrams

- Graphical images detailing tenant suites, common areas, and reservable spaces by floor
- Tenant satisfaction score overlay for easy visual identification of how engineering teams are supporting tenants
- Occupancy/vacancy overlay to support tenant renewals and sales

Learn more on how Prism Plans helps visualize your operations to drive efficiency and increase tenant satisfaction.

